



Survey results in the order the questions appear on the actual survey

Order: 31975 > AFA/Benchworks Fraternity/Sorority Assessment

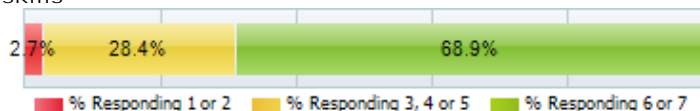
Population: Robert Morris University > All Respondents (no filter selected) **(180 responses)**

Survey Statistics: No. Attempted = 368 No. Responded = 180 % Responding = 48.9%

Show up to 100 Question(s) per Report Page

< Prev Report Page 2 of 2 Next >

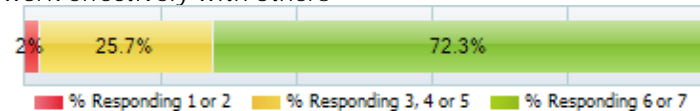
Q101. Overall Learning Evaluation - To what degree has your fraternity/sorority experience contributed to your: Social skills



	N	% of Total
(1) Not at all	4	2.7%
(2)	0	0.0%
(3)	3	2.0%
(4) Moderately	12	8.1%
(5)	27	18.2%
(6)	42	28.4%
(7) Extremely	60	40.5%

% Resp = 82.2%
N = 148
Mean = 5.86
Std Dev = 1.32

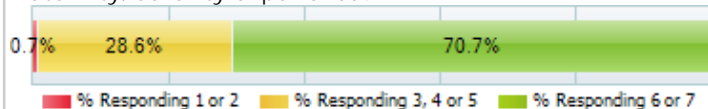
Q102. Overall Learning Evaluation - To what degree has your fraternity/sorority experience contributed to your: Ability to work effectively with others



	N	% of Total
(1) Not at all	3	2.0%
(2)	0	0.0%
(3)	4	2.7%
(4) Moderately	11	7.4%
(5)	23	15.5%
(6)	52	35.1%
(7) Extremely	55	37.2%

% Resp = 82.2%
N = 148
Mean = 5.89
Std Dev = 1.25

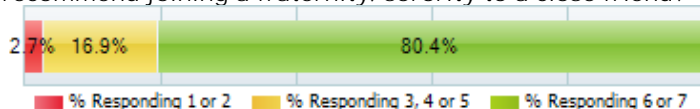
Q103. Experience: Overall how satisfied are you with your fraternity/sorority experience?



	N	% of Total
(1) Not at all	1	0.7%
(2)	0	0.0%
(3)	7	4.8%
(4) Moderately	8	5.4%
(5)	27	18.4%
(6)	44	29.9%
(7) Extremely	60	40.8%

% Resp = 81.7%
N = 147
Mean = 5.94
Std Dev = 1.19

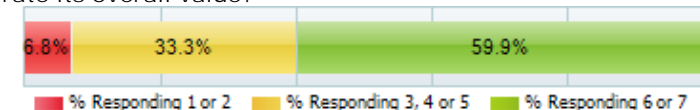
Q104. Recommendation: To what degree would you recommend joining a fraternity/sorority to a close friend?



	N	% of Total
(1) Not at all	1	0.7%
(2)	3	2.0%
(3)	4	2.7%
(4) Moderately	5	3.4%
(5)	16	10.8%
(6)	36	24.3%
(7) Extremely	83	56.1%

% Resp = 82.2%
N = 148
Mean = 6.19
Std Dev = 1.23

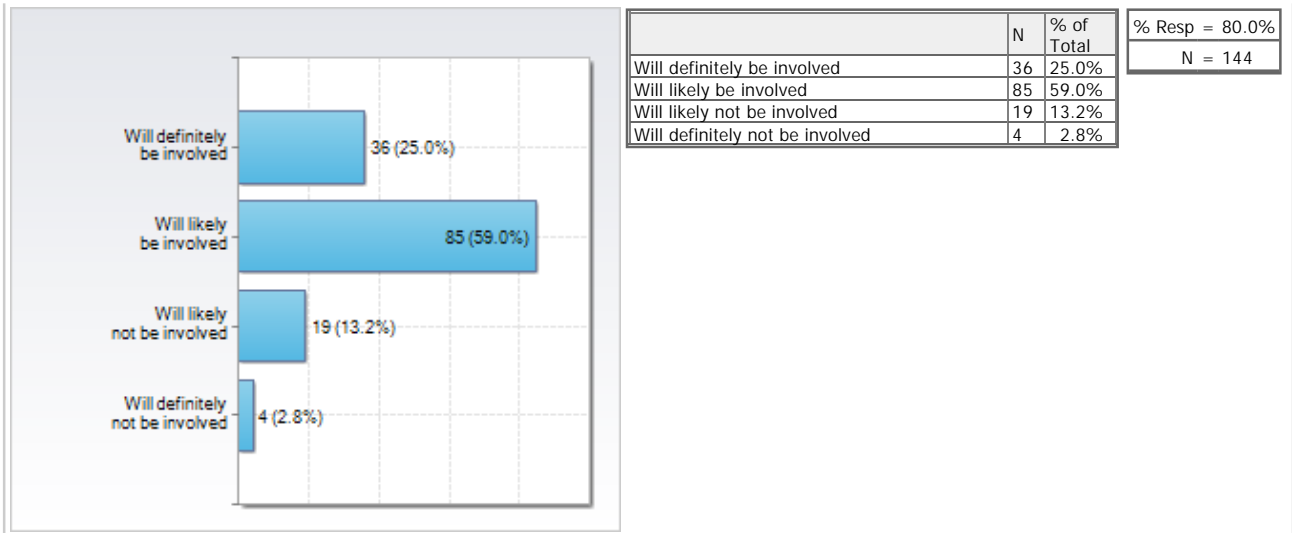
Q105. Overall Value: When you compare the cost to the quality of your fraternity/sorority experience, how do you rate its overall value?



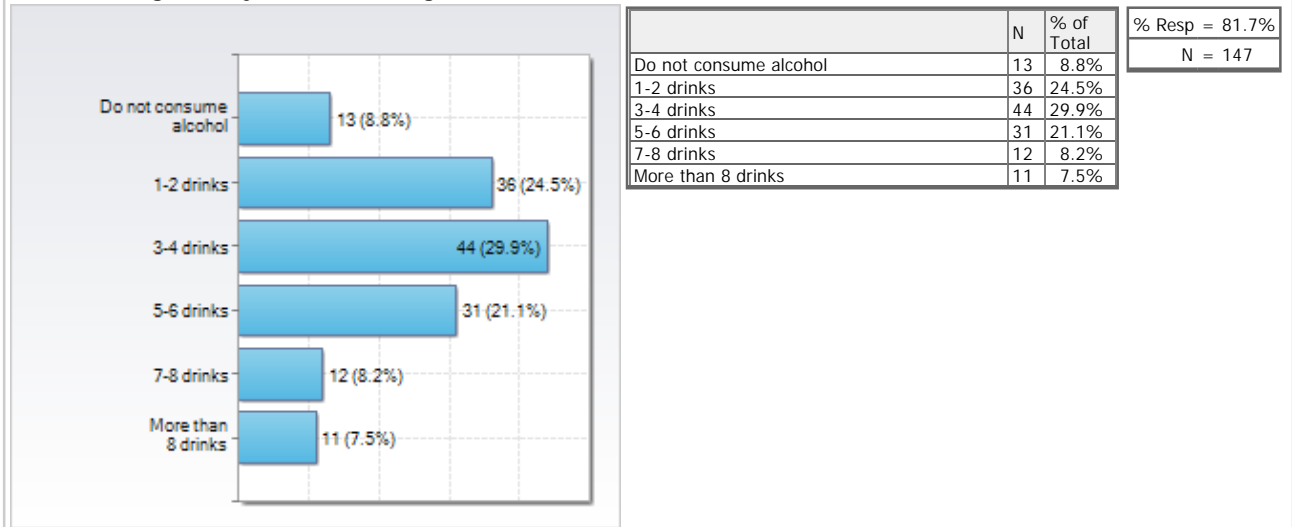
	N	% of Total
(1) Very poor	3	2.0%
(2) Poor	7	4.8%
(3) Fair	5	3.4%
(4) Good	21	14.3%
(5) Very good	23	15.7%
(6) Excellent	43	29.3%
(7) Exceptional	45	30.6%

% Resp = 81.7%
N = 147
Mean = 5.47
Std Dev = 1.53

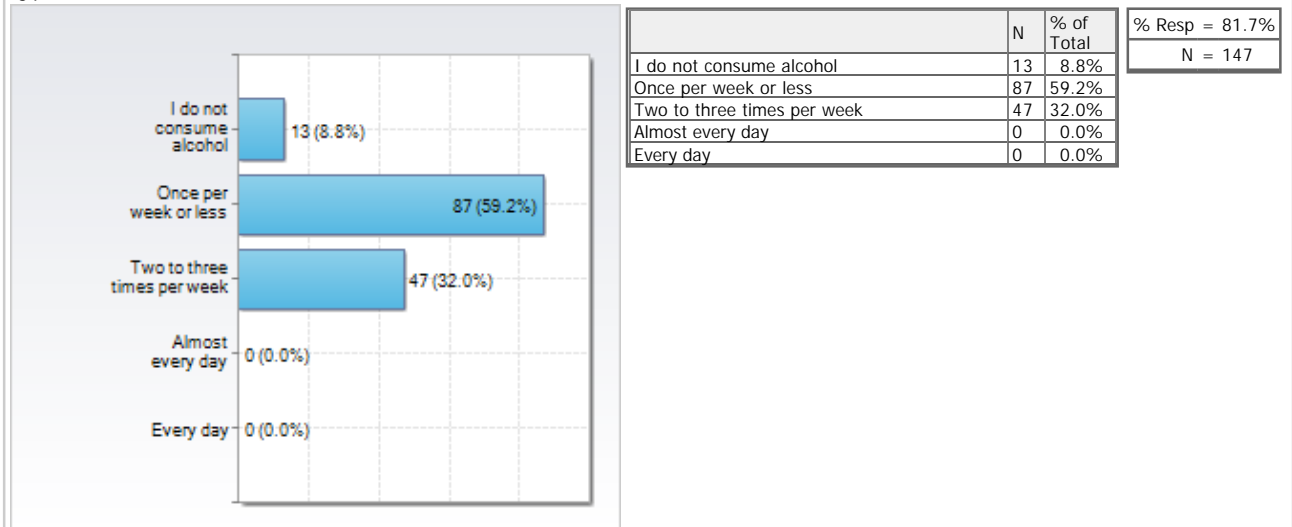
D106. Do you plan to be involved in your fraternity/sorority (locally, regionally, and/or nationally) after graduation?



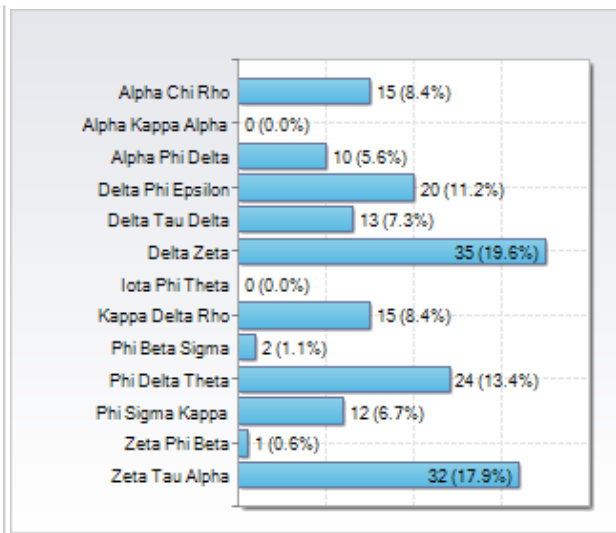
D107. We would appreciate information about your drug/alcohol use. This information will be kept confidential and your candid feedback is greatly appreciated. - How much alcohol do you typically consume in one sitting when you are drinking (beer, wine, mixed drinks, etc.)?



D108. We would appreciate information about your drug/alcohol use. This information will be kept confidential and your candid feedback is greatly appreciated. - How frequently do you consume alcohol in a typical week?



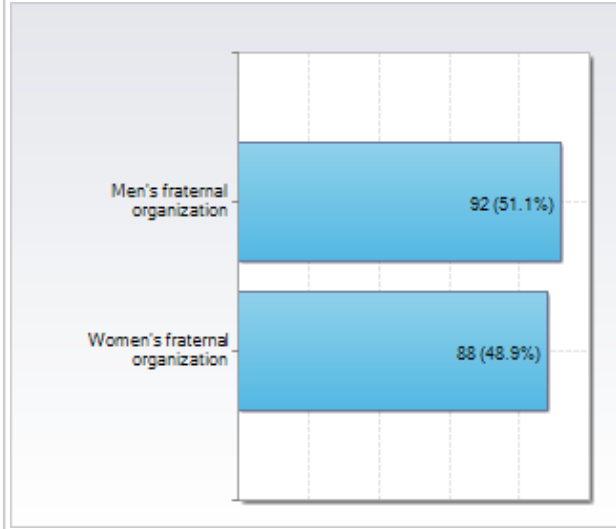
U1. Chapter



	N	% of Total
Alpha Chi Rho	15	8.4%
Alpha Kappa Alpha	0	0.0%
Alpha Phi Delta	10	5.6%
Delta Phi Epsilon	20	11.2%
Delta Tau Delta	13	7.3%
Delta Zeta	35	19.6%
Iota Phi Theta	0	0.0%
Kappa Delta Rho	15	8.4%
Phi Beta Sigma	2	1.1%
Phi Delta Theta	24	13.4%
Phi Sigma Kappa	12	6.7%
Zeta Phi Beta	1	0.6%
Zeta Tau Alpha	32	17.9%

% Resp = 99.4%
N = 179

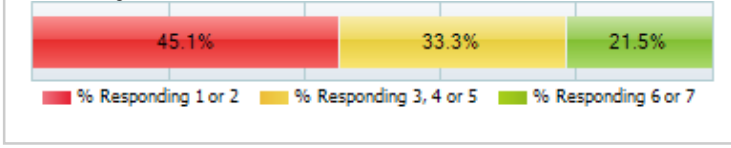
U2. Which best describes your Greek organization?



	N	% of Total
Men's fraternal organization	92	51.1%
Women's fraternal organization	88	48.9%

% Resp = 100.0%
N = 180

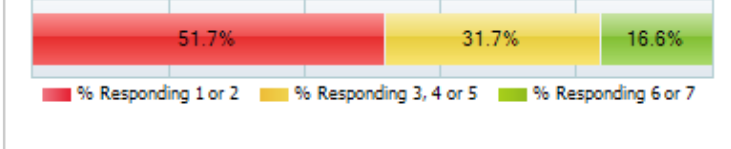
OQ1. Institution Specific Questions - I was intending to join a fraternity/sorority when started at Robert Morris University.



	N	% of Total
(1) Strongly Disagree	41	28.5%
(2) Disagree	24	16.7%
(3) Mildly Disagree	12	8.3%
(4) Neutral	21	14.6%
(5) Mildly Agree	15	10.4%
(6) Agree	11	7.6%
(7) Strongly Agree	20	13.9%

% Resp = 80.0%
N = 144
Mean = 3.40
Std Dev = 2.15

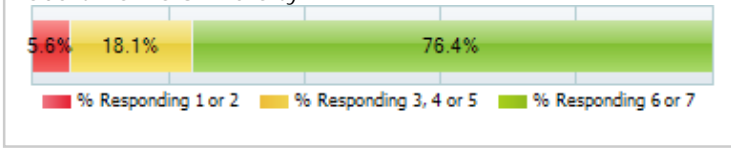
OQ2. Institution Specific Questions - I have considered leaving Robert Morris University.



	N	% of Total
(1) Strongly Disagree	57	39.3%
(2) Disagree	18	12.4%
(3) Mildly Disagree	11	7.6%
(4) Neutral	11	7.6%
(5) Mildly Agree	24	16.6%
(6) Agree	11	7.6%
(7) Strongly Agree	13	9.0%

% Resp = 80.6%
N = 145
Mean = 3.08
Std Dev = 2.13

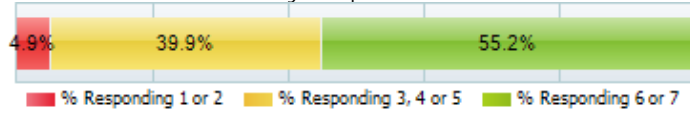
OQ3. Institution Specific Questions - My fraternity/sorority experience has positively impacted my decision to stay at Robert Morris University.



	N	% of Total
(1) Strongly Disagree	4	2.8%
(2) Disagree	4	2.8%
(3) Mildly Disagree	4	2.8%
(4) Neutral	13	9.0%
(5) Mildly Agree	9	6.3%
(6) Agree	46	31.9%
(7) Strongly Agree	64	44.4%

% Resp = 80.0%
N = 144
Mean = 5.87
Std Dev = 1.50

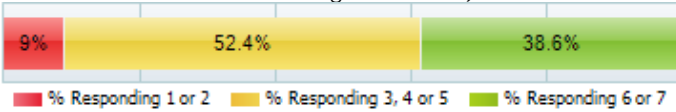
QQ4. Institution Specific Questions - I feel that I have input into decisions made in my chapter.



	N	% of Total
(1) Strongly Disagree	2	1.4%
(2) Disagree	5	3.5%
(3) Mildly Disagree	10	7.0%
(4) Neutral	12	8.4%
(5) Mildly Agree	35	24.5%
(6) Agree	34	23.8%
(7) Strongly Agree	45	31.5%

% Resp = 79.4%
N = 143
Mean = 5.48
Std Dev = 1.47

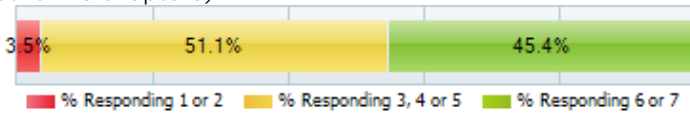
QQ5. Institution Specific Questions - My fraternity/sorority has interacted with chapters or organizations outside of those my council traditionally interacts with (ex. Panhellenic and IFC chapters interacting with NPHC chapters or non-Greek student clubs & organizations).



	N	% of Total
(1) Not At All	7	4.8%
(2)	6	4.1%
(3)	6	4.1%
(4) Moderately	50	34.5%
(5)	20	13.8%
(6)	26	17.9%
(7) Extremely	30	20.7%

% Resp = 80.6%
N = 145
Mean = 4.85
Std Dev = 1.62

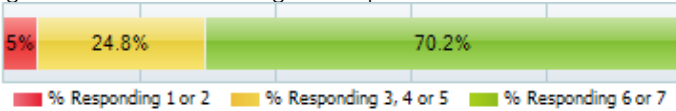
QQ6. Institution Specific Questions - My chapter is connected to the larger fraternity/sorority community (the other 13 chapters).



	N	% of Total
(1) Strongly Disagree	2	1.4%
(2) Disagree	3	2.1%
(3) Mildly Disagree	3	2.1%
(4) Neutral	32	22.7%
(5) Mildly Agree	37	26.2%
(6) Agree	45	31.9%
(7) Strongly Agree	19	13.5%

% Resp = 78.3%
N = 141
Mean = 5.20
Std Dev = 1.24

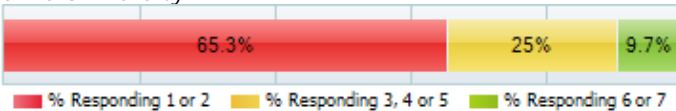
QQ7. Institution Specific Questions - My chapter enforces my organization's risk management policies.



	N	% of Total
(1) Strongly Disagree	5	3.6%
(2) Disagree	2	1.4%
(3) Mildly Disagree	2	1.4%
(4) Neutral	12	8.5%
(5) Mildly Agree	21	14.9%
(6) Agree	45	31.9%
(7) Strongly Agree	54	38.3%

% Resp = 78.3%
N = 141
Mean = 5.79
Std Dev = 1.44

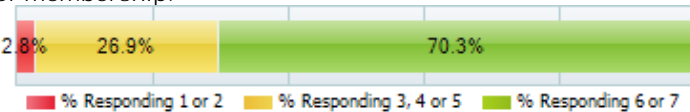
QQ8. Institution Specific Questions - Hazing of fraternity/sorority chapter members is prevalent at Robert Morris University.



	N	% of Total
(1) Strongly Disagree	67	46.5%
(2) Disagree	27	18.8%
(3) Mildly Disagree	13	9.0%
(4) Neutral	14	9.7%
(5) Mildly Agree	9	6.3%
(6) Agree	4	2.8%
(7) Strongly Agree	10	6.9%

% Resp = 80.0%
N = 144
Mean = 2.47
Std Dev = 1.86

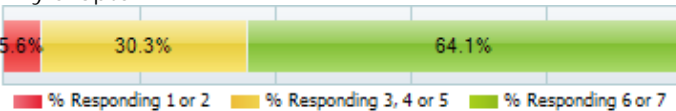
QQ9. Institution Specific Questions - While being recruited/approached by my fraternity/sorority, the chapter presented me with an accurate description of what to expect of membership.



	N	% of Total
(1) Strongly Disagree	2	1.4%
(2) Disagree	2	1.4%
(3) Mildly Disagree	4	2.8%
(4) Neutral	10	6.9%
(5) Mildly Agree	25	17.2%
(6) Agree	61	42.1%
(7) Strongly Agree	41	28.3%

% Resp = 80.6%
N = 145
Mean = 5.77
Std Dev = 1.22

QQ10. Institution Specific Questions - My new member/intake experience prepared me for full membership in my chapter.



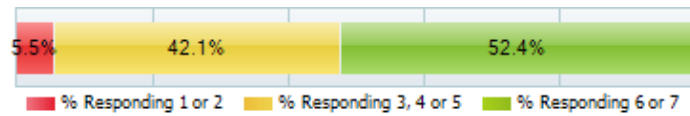
	N	% of Total
(1) Strongly Disagree	5	3.5%
(2) Disagree	3	2.1%
(3) Mildly Disagree	7	4.9%
(4) Neutral	9	6.3%
(5) Mildly Agree	27	19.0%
(6) Agree	62	43.7%
(7) Strongly Agree	29	20.4%

% Resp = 78.9%
N = 142
Mean = 5.48
Std Dev = 1.43

QQ11. Institution Specific Questions - My new member/intake process prepared me to succeed as a student at Robert Morris University.

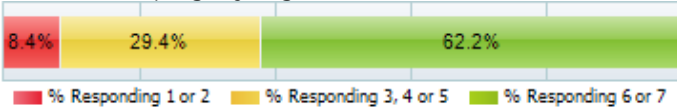
	N	% of Total
(1) Strongly Disagree	3	2.1%
(2) Disagree	5	3.5%
(3) Mildly Disagree	2	1.4%
(4) Neutral	30	20.7%
(5) Mildly Agree	29	20.0%

% Resp = 80.6%
N = 145
Mean = 5.28
Std Dev = 1.37



(6) Agree	51	35.2%
(7) Strongly Agree	25	17.2%

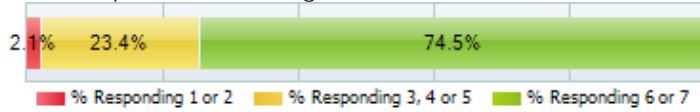
QQ12. Institution Specific Questions - My chapter advisor is valuable in helping my organization be successful.



	N	% of Total
(1) Strongly Disagree	3	2.1%
(2) Disagree	9	6.3%
(3) Mildly Disagree	7	4.9%
(4) Neutral	17	11.9%
(5) Mildly Agree	18	12.6%
(6) Agree	46	32.2%
(7) Strongly Agree	43	30.1%

% Resp = 79.4%
N = 143
Mean = 5.43
Std Dev = 1.60

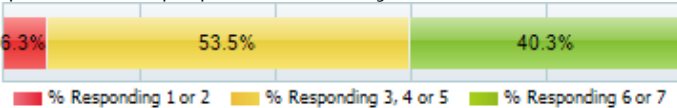
QQ13. Institution Specific Questions - My fraternity/sorority experience has prepared me for a lifetime of engagement, leadership, and well-being.



	N	% of Total
(1) Strongly Disagree	2	1.4%
(2) Disagree	1	0.7%
(3) Mildly Disagree	2	1.4%
(4) Neutral	10	6.9%
(5) Mildly Agree	22	15.2%
(6) Agree	51	35.2%
(7) Strongly Agree	57	39.3%

% Resp = 80.6%
N = 145
Mean = 5.97
Std Dev = 1.18

QQ14. Institution Specific Questions - My fraternity/sorority experience has prepared me for my intended career.



	N	% of Total
(1) Strongly Disagree	3	2.1%
(2) Disagree	6	4.2%
(3) Mildly Disagree	10	6.9%
(4) Neutral	31	21.5%
(5) Mildly Agree	36	25.0%
(6) Agree	31	21.5%
(7) Strongly Agree	27	18.8%

% Resp = 80.0%
N = 144
Mean = 5.03
Std Dev = 1.47

QQ15. What is the primary reason you joined your fraternity/sorority? (N=136)



Answer

friendship

Life-long sisterhood

Networking/resume

family

Networking

To be part of something bigger than myself.

Brother hood

To meet new people on campus

Lasting Friendships

Brotherhood

QQ16. What is the number one issue facing fraternities and sororities at Robert Morris University? (N=123)



Answer

Other sororities and fraternities being rude to each other

Yik-Yak has degraded the reputation.

Inability to live together and disconnection between Greek members and non-Greek members

Proper housing for all groups and stereotyping from those outside the community

Hatred amongst non Greeks and the lack of housing causing a loss of brotherhood in the larger more successful chapters.

No houses!

The negative stereotypes that surround Greek life from the non affiliated students.

not entire to suse that every fraternity or sorority faces the same issues.

people think we are all sluts and alcoholics

QQ17. What is the greatest strength of fraternities and sororities at Robert Morris University? (N=126)



Answer

Philanthropy

Loyalty of the members to one another.

Philanthropy/community service

networking

The ability to come together and act as one.

Close knit organizations.

How much we can give back to the community as opposed to other non Greek organizations.

It allows you to make connections and increasing your social skills.

we are all united except during greek week

getting to know a lot of people and having amplitude amount of opportunities

OQ18. What resources do you believe are lacking to help the fraternity and sorority community at Robert Morris University be more successful? (N=111)



Answer

Punitive actions against people who are bashing other organizations

Housing!

Housing space

Chapter Housing

Houses because they would have a steady chapter room and places to hold events.

Greek housing is a big one as well as large enough areas to meet

none

communication between the sororities and fraternities

More image and reputation workshops, preparing Panhellenic and IFC officers for their positions better, and more community bonding to improve relationships between Greek members and chapters.

Show up to 100 Question(s) per Report Page

◀ Prev Report Page 2 of 2 Next ▶

[back to top](#)

Report: Survey Snapshot
Report Generated: 8/24/2015 3:39 PM

AFA/Benchworks Fraternity/Sorority Assessment (Order: 31975)
Population: Robert Morris University > All Respondents (no filter selected)